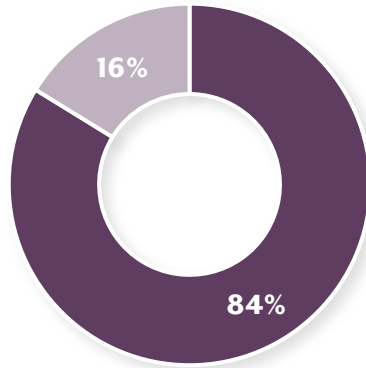


**General Health: Self-reported**



■ Good/Very Good/Excellent ■ Fair/Poor

**Long COVID:** People age 16 and older with COVID symptoms lasting three months

**20%**

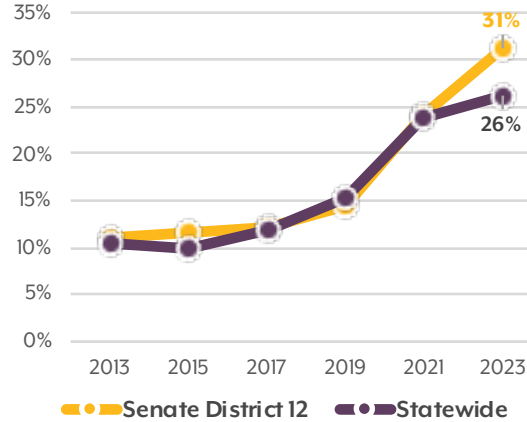


**Had a Primary Care Visit**



**Mental Health**

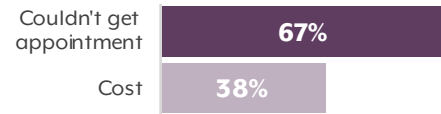
Eight or more days of poor mental health in the past month



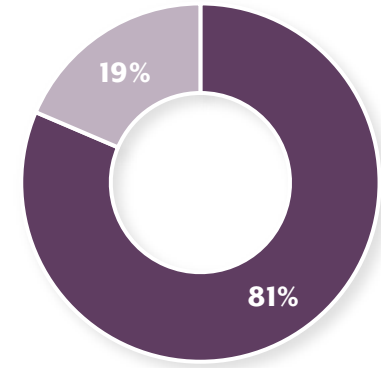
Needed mental health care but did not receive it

**17%** Senate District 12, **17%** State

**Reasons for not getting needed care**

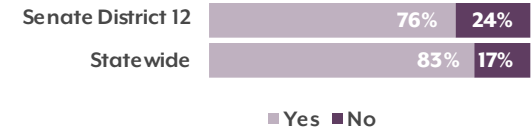


**Oral Health: Self-reported**



■ Good/Very Good/Excellent ■ Fair/Poor

Saw a dentist or hygienist in the past year



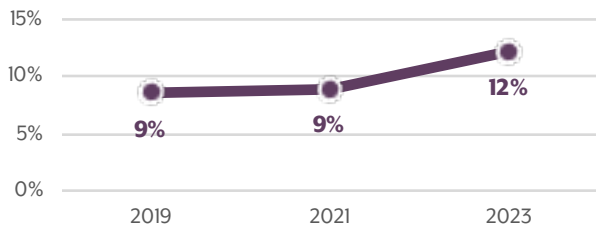
Has dental insurance

**84%** Senate District 12, **81%** State

**Social and Economic Influences on Health**

**FOOD**

Ate less than they thought they should because there wasn't enough money for food



**HOUSING**



Worried about having stable housing in the next two months

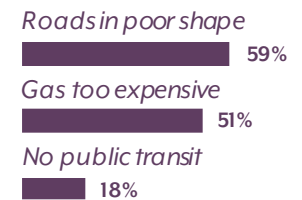
**8%** Senate District 12, **7%** State

Had trouble paying rent or mortgage in the past year

**13%** Senate District 12, **13%** State

**TRANSPORTATION**

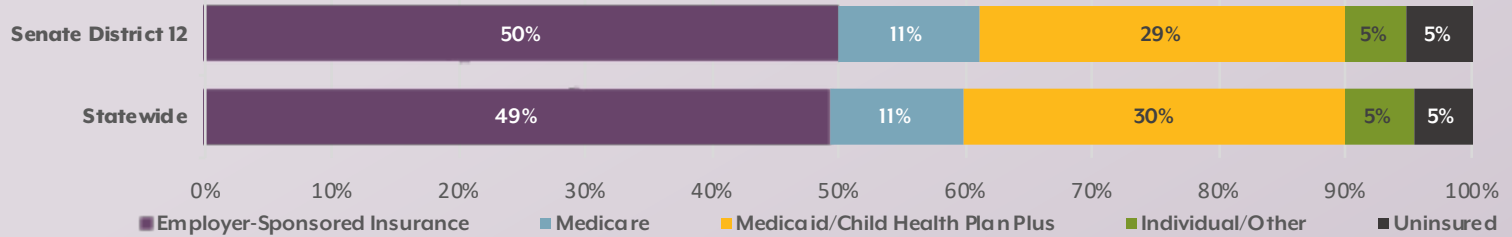
Problems with transportation in the community



More analysis online

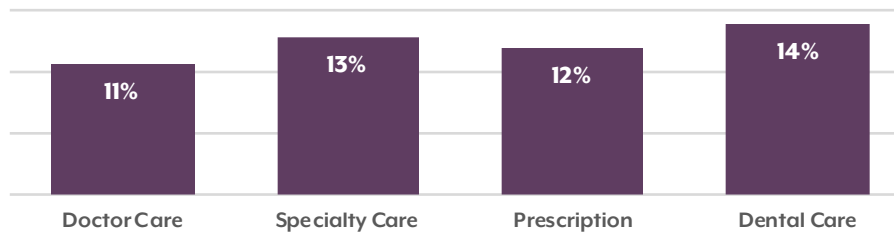


### Insurance Types



### Affordability and Cost of Care

Did not get care because of cost in the past 12 months, by type of care



### Surprise bills



Had an unexpected bill for medical services in the past year

**26%**  
State: **26%**

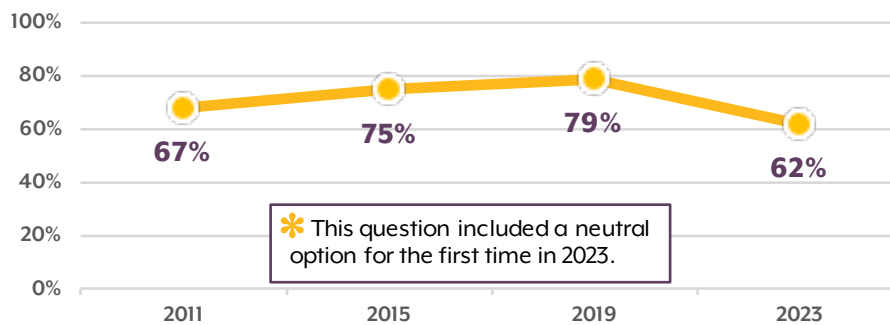
### Ability

Have difficulty performing daily activities because of any physical/mental/emotional condition

**14%**  
State: **15%**

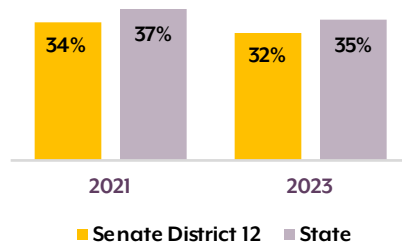
### Opinions on the Health Care System

Agree that the current Colorado health care system meets their needs



### Telemedicine

Used telemedicine in the past year



### Broadband

Households that do not have broadband internet service

**3%**  
State: **5%**