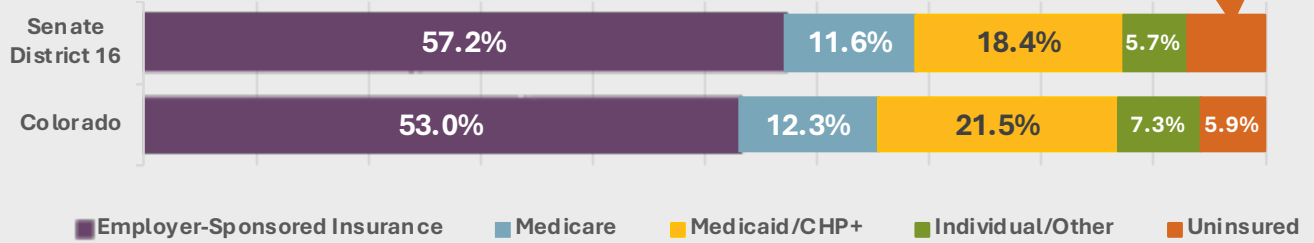


# State Senate District 16

## Health Insurance

Medicaid membership is lower than the Colorado rate in this district.  
The uninsured rate is higher than the Colorado rate.

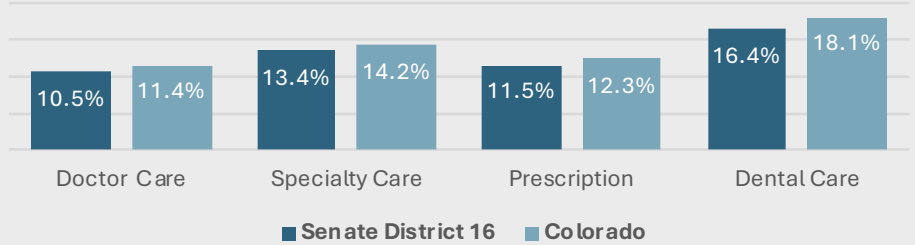
**7.1%**  
uninsured



## Barriers to Health Care

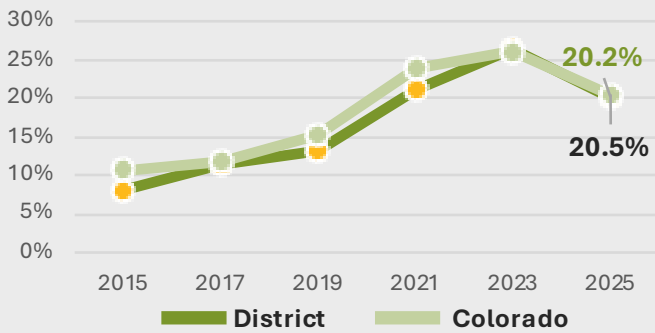
**10.5%** of people in this district could not get doctor care they needed in 2025.

Percentage of people who needed but didn't get medical care



## Mental Health

Eight or more days of poor mental health in the past month, ages 5 and up



Needed but couldn't get mental health care **11.6%**

Colorado rate: 12.9%

## Affordability

**31.4%** of people in this district had trouble paying for medical care, housing, or food in 2025.

Colorado rate: 33.7%

	Medical Care	Housing	Food
District	24.8%	11.9%	11.1%
Colorado	27.5%	11.3%	10.5%

Fielded February 11–July 21, 2025