

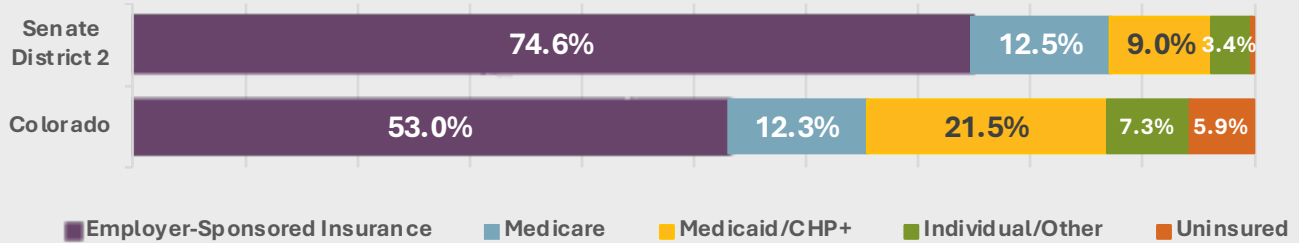
# State Senate District 2

## Health Insurance

Medicaid membership is lower than the Colorado rate in this district.

The uninsured rate is lower than the Colorado rate.

**0.5%**  
uninsured

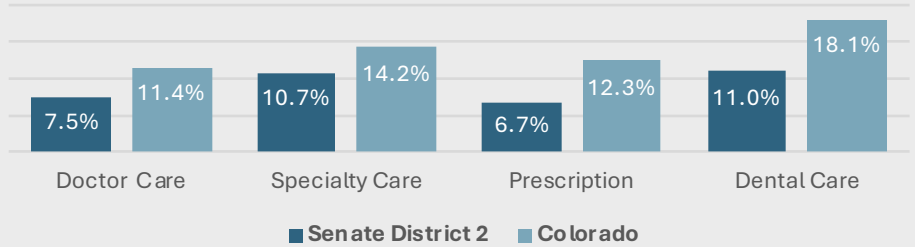


## Barriers to Health Care

**7.5%**

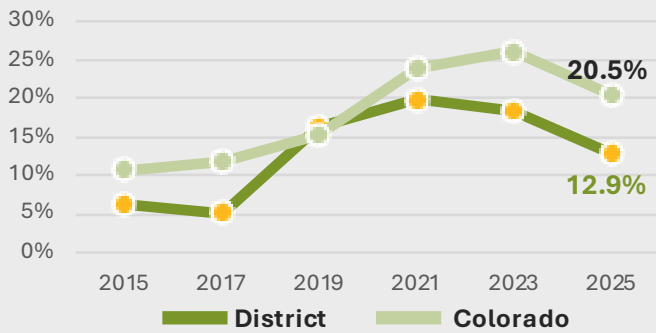
of people in this district could not get doctor care they needed in 2025.

Percentage of people who needed but didn't get medical care



## Mental Health

Eight or more days of poor mental health in the past month, ages 5 and up



Needed but couldn't get mental health care **11.6%**

Colorado rate: 12.9%

## Affordability

**25.3%**

of people in this district had trouble paying for medical care, housing, or food in 2025.

Colorado rate: 33.7%

	Medical Care	Housing	Food
District	21.1%	8.6%	6.3%
Colorado	27.5%	11.3%	10.5%