

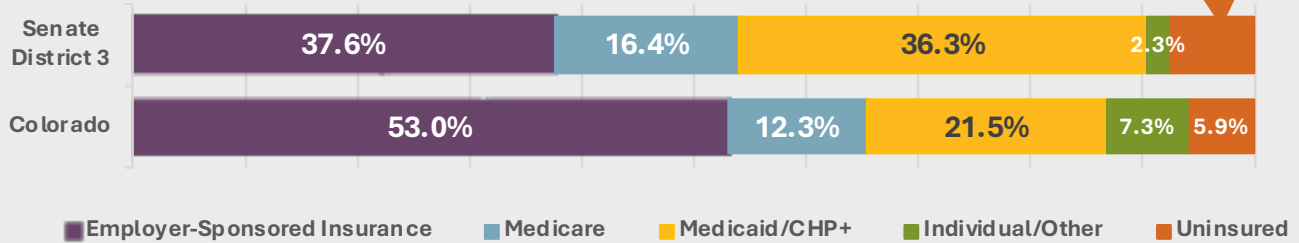
State Senate District 3

Health Insurance

Medicaid membership is higher than the Colorado rate in this district.

The uninsured rate is higher than the Colorado rate.

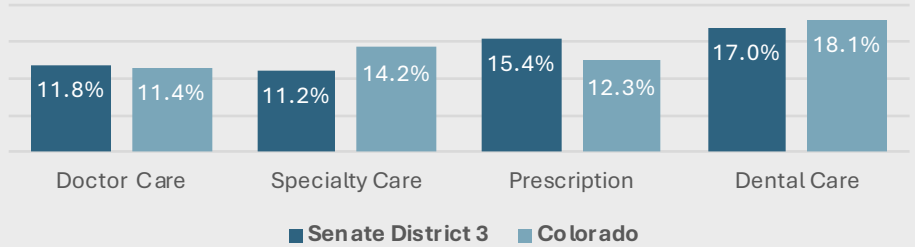
7.4%
uninsured



Barriers to Health Care

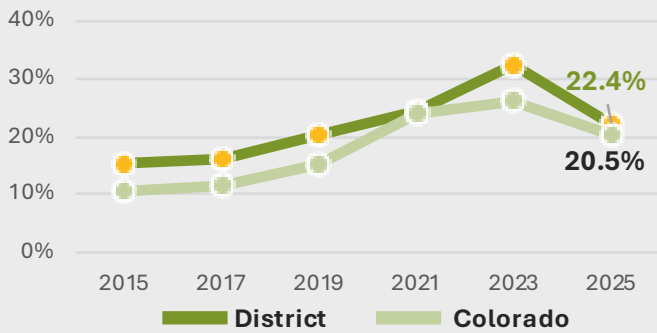
11.8% of people in this district could not get doctor care they needed in 2025.

Percentage of people who needed but didn't get medical care



Mental Health

Eight or more days of poor mental health in the past month, ages 5 and up



Needed but couldn't get mental health care **11.6%**

Colorado rate: 12.9%

Affordability

36.6%

of people in this district had trouble paying for medical care, housing, or food in 2025.

Colorado rate: 33.7%

	Medical Care	Housing	Food
District	25.7%	15.2%	13.7%
Colorado	27.5%	11.3%	10.5%